

P7[™] CORSA *Classic*

TIMELESS PERFORMANCE



PIRELLI

POWER IS NOTHING WITHOUT CONTROL[®]

P7™ CORSA *Classic*

FOR PIRELLI, INNOVATION IS A TRADITION

With a rich tradition of motorsport behind it, Pirelli has breathed new life into historic rallying with the P7™ Corsa Classic range. Rather than a new version, this is an innovative reinterpretation of the 'Competition King': the tyre that defined Group 4 -2 B and A rallying. P7™ Corsa Classic combines two elements that make





the difference: latest-generation structure and tread pattern to deliver maximum performance in complete safety, matched with an unvaried traditional appearance for the sidewall. This winning combination perfectly matches the vehicles for which it is designed, helping to maintain originality right down to the smallest details.

During the tyre design process, Pirelli engineers used the same parameters as the vehicle designers used in period, to complement each car's original suspension set-up and dynamics. The result is performance, style and authenticity.




P7™ CORSA Classic

DRY VERSION

This incorporates two specific tread pattern designs on the same tyre: slick for dry, , developed from the asymmetrical pattern that has characterised the very best Pirelli Ultra High Performance tyres.

This is how the dry P7™ Corsa Classic transforms its multipurpose design into grip:

- A. A generous inner tread block pattern with grooves channels water away from the contact patch.
- B. An outer semi-slick pattern ensures maximum lateral grip in the dry, together with a solid centre rib to ensure a precise line even at high speeds.






WET VERSION

This is characterised by an asymmetric tread pattern divided into three areas, which ensure excellent road-holding both in damp and wet conditions, outstanding structural durability, maximum lateral stability and consistent performance levels in the heat of competition.

- A. A densely grooved inner tread block pattern increases water dispersal and prevents aquaplaning.
- B. Two longitudinal grooves divide the centre section providing more precise turn-in and driveability in the wet.
- C. Thinner grooves and more solid blocks on the outside of the tyre lead to improved lateral grip yet maintain efficient water evacuation.



P7™ CORSA Classic

IDEAL COMPOUNDS FOR THE BEST PERFORMANCE

P7™ Corsa Classic offers an innovative solution for historic rallying, striking exactly the right balance between looks and performance to satisfy the most ardent drivers and collectors of rally cars from the golden age of the sport.

On top of this, it is optimised to excel under a huge variety of different weather conditions and surfaces, according to the chosen compound.



| COMPOUND | | SURFACE | | |
|----------|---------------------|---------|--------|----------|
| | WORKING TEMPERATURE | SMOOTH | MEDIUM | ABRASIVE |
| D3 | 70° - 120° | | | |
| D5 | 50° - 90° | | | |
| D7 | 20° - 60° | | | |
| W7 | 20° - 60° | | | |



D3

Hard compound for use on stages longer than 20 km, with abrasive asphalt and temperatures of over 30°C (tyre temperatures: min. 70°C - max. 120°C)

D5

Medium compound for use on stages with average asphalt in temperatures of 10 to 30°C (tyre temperatures: min. 50°C - max. 90°C)

D7

Soft version for cold conditions. This compound behaves very well on mixed damp and dry surfaces with a maximum temperature of 20°C, or on a dry surface with a maximum temperature of 15°C (tyre temperatures: min. 20°C - max. 60°C)

W7

Wet version. Mainly recommended for full wet conditions but this version also behaves well on mixed wet to damp conditions.

| CONDITION | | | TEMPERATURE | | | | | | | | | COMPOUND |
|-----------|------|-----|-------------|---|---|----|----|----|----|----|-----|----------|
| WET | DAMP | DRY | -5 | 0 | 5 | 10 | 15 | 20 | 25 | 30 | 30+ | |
| | | | | | | | | | | | | D3 |
| | | | | | | | | | | | | D5 |
| | | | | | | | | | | | | D7 |
| | | | | | | | | | | | | W7 |





P7™ CORSA *Classic*





P7™ CORSA Classic

Size range 2017

| Size | Level |  |  |  |  |
|---|--------|---|---|---|---|
| 165/60R13 (70H) (160/535 R13) | D3 | 175 | 160 | 1650 | 4.5 - 5 - 5.5 |
| | D5 | 175 | 160 | 1650 | 4.5 - 5 - 5.5 |
| | WET | 175 | 160 | 1650 | 4.5 - 5 - 5.5 |
| 225/45R13 (77H) (225/45R13) | D3 | 225 | 205 | 1660 | 7 - 7.5 - 8.5 |
| | D5 | 225 | 205 | 1660 | 7 - 7.5 - 8.5 |
| | D7 | 225 | 205 | 1660 | 7 - 7.5 - 8.5 |
| | W7 | 225 | 205 | 1660 | 7 - 7.5 - 8.5 |
| 215/45R15 (80H) | D3 | 220 | 200 | 1800 | 6.5 - 7 - 7.5 |
| | D5 | 220 | 200 | 1800 | 6.5 - 7 - 7.5 |
| 235/45R15 (80W) (225/595R15) | D3 | 238 | 210 | 1870 | 8.0 - 8.5 - 9.0 |
| | D5 | 238 | 210 | 1870 | 8.0 8.5 - 9.0 |
| | D7 | 238 | 210 | 1870 | 8.0 8.5 - 9.0 |
| | W7 wet | 235 | 210 | 1870 | 8.0 8.5 - 9.0 |
| 285/40R15 (82W) (265/40VR15) | D3 | 290 | 260 | 1900 | 9.5 - 10 - 10.5 |
| | D5 | 290 | 260 | 1900 | 9.5 - 10 - 10.5 |
| 295/40R15 (87H) | W7 | 305 | 280 | 1950 | 9.5 - 10 - 10.5 |
| 305/35R15 (87W) (305/35VR15) | D3 | 315 | 290 | 1870 | 11 - 11.5 - 12 |
| | D5 | 315 | 290 | 1870 | 11 - 11.5 - 12 |
| | D7 | 315 | 290 | 1870 | 11 - 11.5 - 12 |
| 225/45R16 (80W) (235/610 R16) | D3 | 230 | 215 | 1910 | 7 - 7.5 - 8.0 |
| | D5 | 230 | 215 | 1910 | 7 - 7.5 - 8.0 |
| | W7 wet | 256 | 225 | 2075 | 7 - 7.5 - 8.0 |
| 255/50R16 (89W) (230/660R16) | D5 | 256 | 225 | 2075 | 8.5 - 9 - 9.5 |
| | W5 wet | 256 | 225 | 2075 | 8.5 - 9 - 9.5 |
| 315/40R16 (90W) (290/660R16) | D3 | 315 | 280 | 2075 | 10.5 - 11 - 11.5 |
| | D5 | 315 | 280 | 2075 | 10.5 - 11 - 11.5 |
| 235/40R17 (80W) | D3 | 250 | 230 | 1925 | 8 - 8.5 - 9 |
| | D5 | 250 | 230 | 1925 | 8 - 8.5 - 9 |
| | W7 | 250 | 230 | 1925 | 8 - 8.5 - 9 |

(1) At 2 bars with tyre fitted on the reference rim.

Pirelli Classic tyres are exempt from EU Regulation EC1222/2009 as they are designed exclusively for fitment to Classic Cars which have been registered for the first time before 1st October 1990 and are not intended for everyday use on public roads or modern vehicles.



| Fitment | |
|-------------------------------|--|
| Gr. 1>4 | Talbot Samba/ A112 Abarth /Citroen Visa /Fiat 127-128 / Renault Alpine /WW Golf1 |
| Gr. 2>4 | Opel Kadett-Ford Escort MK-Bmw 2002-Lancia Beta Montecarlo-Fiat 124 Abarth-Renault Alpine-Talbot Lotus /WW Golf |
| Gr.A from 1987 to 1990 | Peugeot 205-309 GTI-Fiat Ritmo 130 TC-Opel Kadett Gr.A-Renault R11 -Renault GT Turbo. Front Porche 911 Gr.1 -Lancia Stratos |
| Gr. 2>4 | Front: Lancia Rally 037 / Lancia Stratos Fiat 131 Abarth / Porsche 911 / Opel Ascona Opel Manta / Renault 5 Maxi Turbo /Mazda RX7 Ferrari 308 / Audi Quattro Gr.4 |
| Gr. 2>4 | Rear: Fiat 131 Abarth / Porsche 911 Gr.2 / Opel Ascona / Opel Manta / Renault 5 Maxi Turbo /Audi Quattro Gr.4 |
| Gr. 2>4 | Rear: Lancia Stratos / Fiat 131 Abarth / Porsche 911 / Opel Ascona - Manta / Ferrari 308 / Renault 5 Maxi Turbo-Mazda RX7 |
| Gr.A from 1987 to 1990 | Lancia Delta Integrale - 4WD /Ford Sierra Cosworth / BMW M3 E30 2.3 / Toyota Celica ST 165 / Mazda 323 4WD / Mercedes 190 2.3 16V |
| Gr.B | Front: Lancia Delta S4 / Audi Quattro Gr.B / Ford Rs 200 Gr.B / Austin Metro Gr.B |
| Gr. B | Rear: Lancia Rally 037 / Lancia Delta S4 / Ford Rs 200 Gr.B / Austin Metro Gr.B / Ferrari 308 / Porsche 911 Gr.B |
| Gr.A from 1987 to 1990 | Lancia Delta Integrale 16V /Ford Sierra Cosworth / BMW M3 E30 2.3 / Subaru Legacy RS Turbo |



SAFETY WARNING: Follow tyre manufacturer's instructions. Danger may result from improper use. Refer to car manufacturer's recommendations with respect to tyre fitments for each model.



Follow Pirelli on:



www.pirelli.com



POWER IS NOTHING WITHOUT CONTROL[®]